

SU2023 Enrollment At-A-Glance

Headcount*

2,231

*Headcount does not include pre-registered students

Credit Hour*

15,007

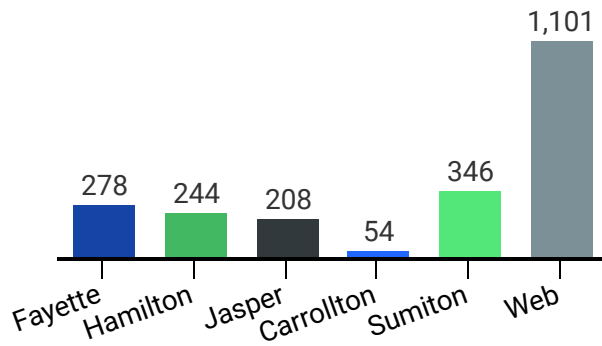
*Credit Hour does not include pre-registered students

of Dual Enrollment Students*

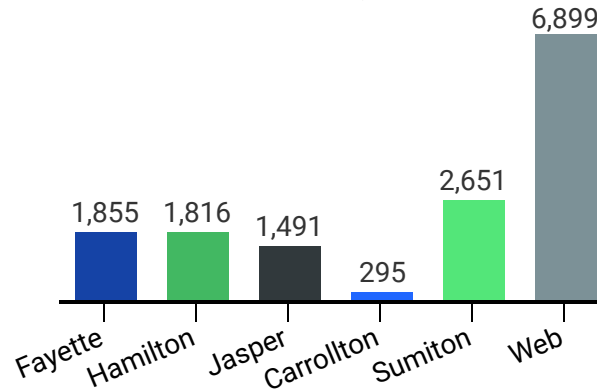
594

*Includes Accelerated students

Headcount by Reporting Campus*



Credit Hour by Location*



Enrollment by Division*

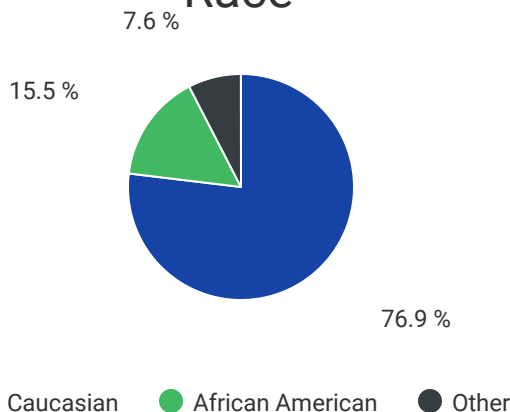
Division	Headcount	Credit Hour
Academic Transfer	1,185	7,769
Career Technical	551	3,736
Health Sciences	495	3,502

*Dual enrollment off-site locations are reflected in the campus totals.

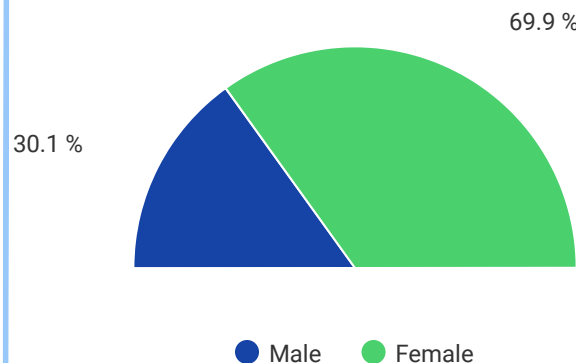
*Dual enrollment off-site locations are reflected in the campus totals.

*Headcount is based on major, Credit Hour is based on courses enrolled.

Race



Gender



Age

