

# SP2023 Enrollment At-A-Glance

Headcount

**3,442**

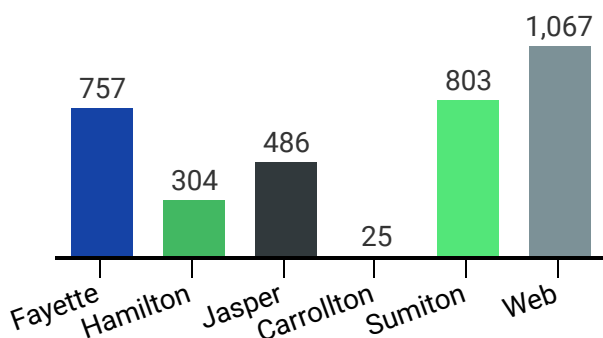
Credit Hour

**27,491**

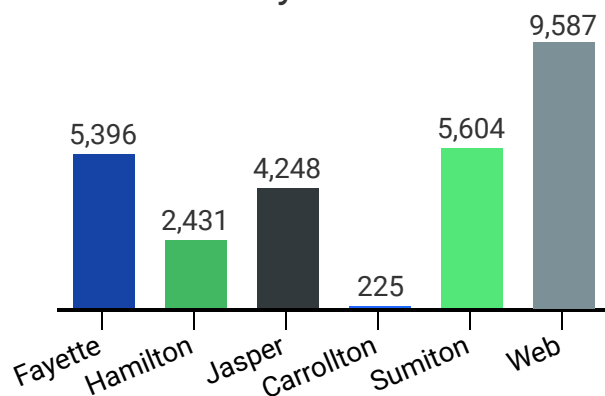
# of Dual Enrollment Students

**1,384**

Headcount by Reporting Campus\*



Credit Hour by Course Location\*



Enrollment by Division\*

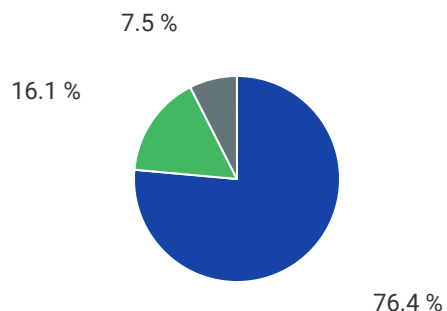
Division	Headcount	Credit Hour
Academic Transfer	1,933	16,742
Career Technical	986	6,644
Health Sciences	523	4,105

\*Dual enrollment off-site totals are reflected in the reporting campus totals.

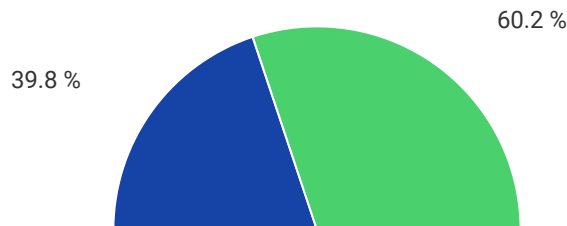
\*Dual enrollment off-site locations are reflected in the campus totals.

\*Headcount is based on major, Credit Hour is based on courses enrolled.

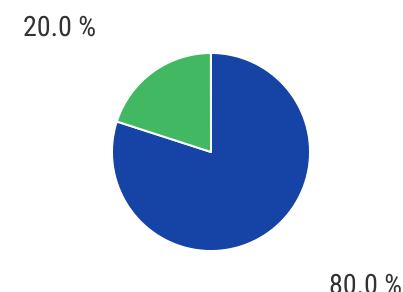
Race



Gender



Age



● Caucasian ● African American ● Other/Unknown

● Male ● Female

● Traditional (24 and younger) ● Non-Traditional (25 and older)