

SU2021 Enrollment At-A-Glance

Headcount*

1,942

*Headcount does not include pre-registered students

Credit Hour*

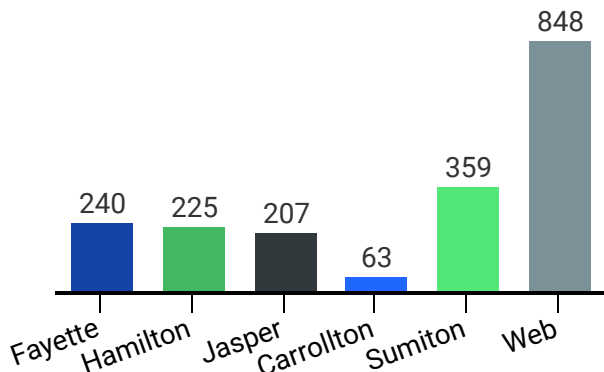
13,335

*Credit Hour does not include pre-registered students

of Dual Enrollment Students

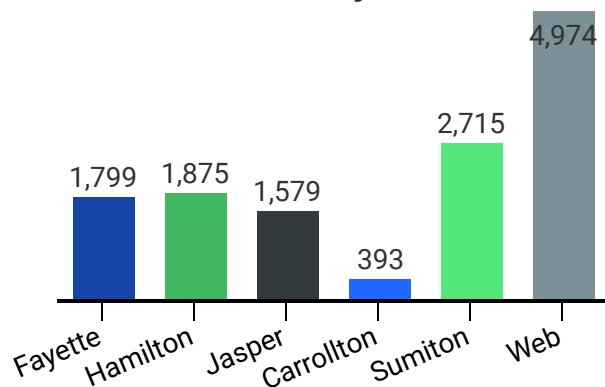
369

Headcount by Location*



*Dual enrollment off-site locations are reflected in the campus totals based on recruiting campus.

Credit Hour by Location*

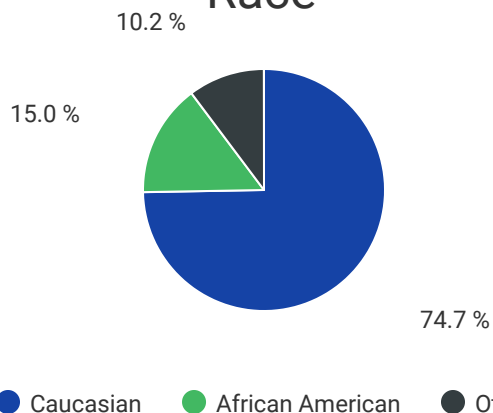


*Dual enrollment off-site locations are reflected in the campus totals based on recruiting campus.

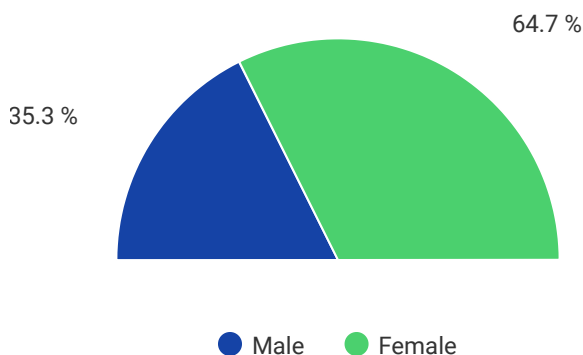
Enrollment by Division

| Division | Headcount | Credit Hour |
|-------------------|-----------|-------------|
| Academic Transfer | 966 | 5,538 |
| Career Technical | 527 | 4,240 |
| Health Sciences | 449 | 3,557 |

Race



Gender



Age

