

SU2019 Enrollment At-A-Glance

Compiled: 9/23/2019

Headcount*

2,480

*Headcount does not include pre-registered students

Credit Hour*

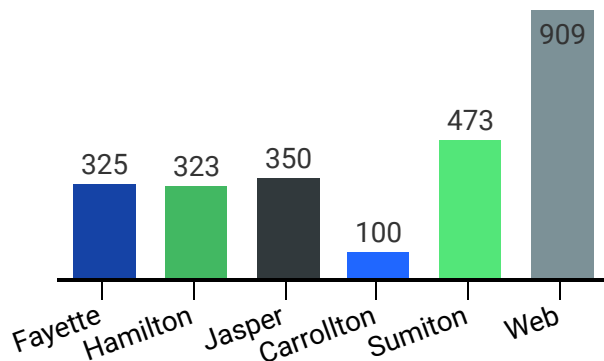
17,113

*Credit Hour does not include pre-registered students

of Dual Enrollment Students

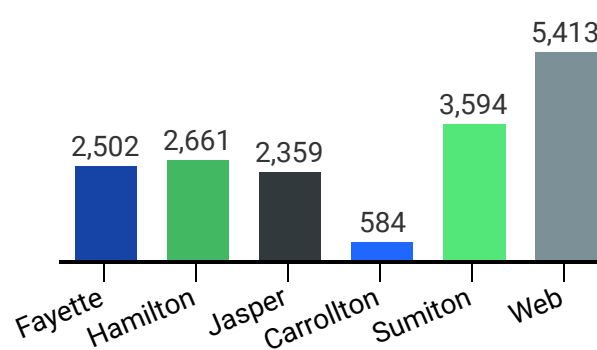
464

Headcount by Location*



*Dual enrollment off-site locations are reflected in the campus totals based on recruiting campus.

Credit Hour by Location*



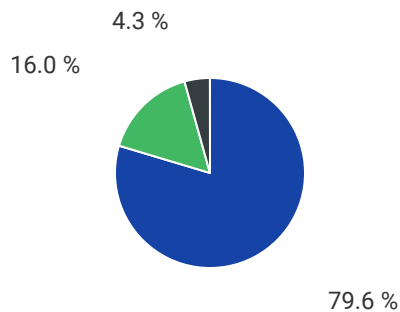
*Dual enrollment off-site locations are reflected in the campus totals based on recruiting campus.

Enrollment by Division*

Division	Headcount	Credit Hour
Academic Transfer	1,084	5,767
Career Technical	538	4,733
Health Sciences*	858	6,613

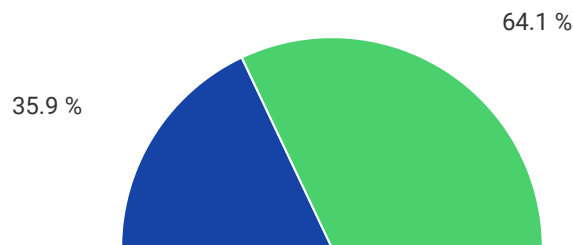
*Health Science totals include Pre-Nursing students

Race



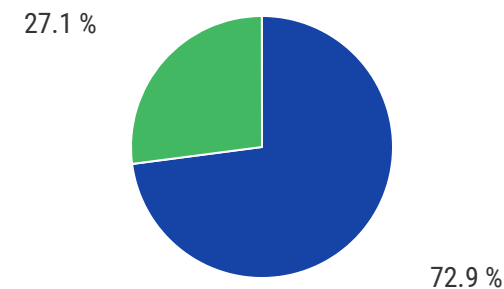
● Caucasian ● African American ● Other

Gender



● Male ● Female

Age



● Traditional (24 and younger) ● Non-Traditional (25 and older)