

SU2018 Enrollment At-A-Glance

Headcount

2,496

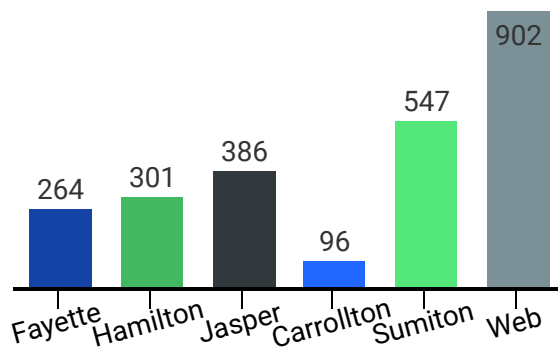
Credit Hour

17,460

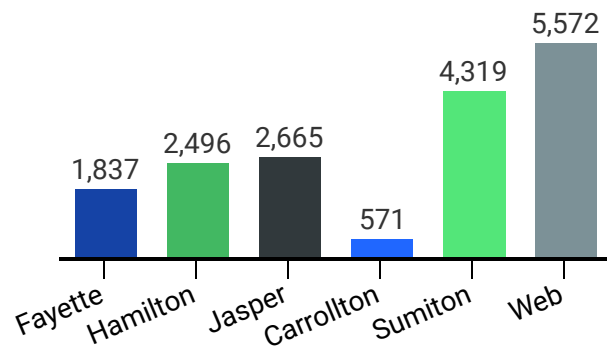
of Dual Enrollment Students

393

Headcount by Location*



Credit Hour by Location*



Enrollment by Division*

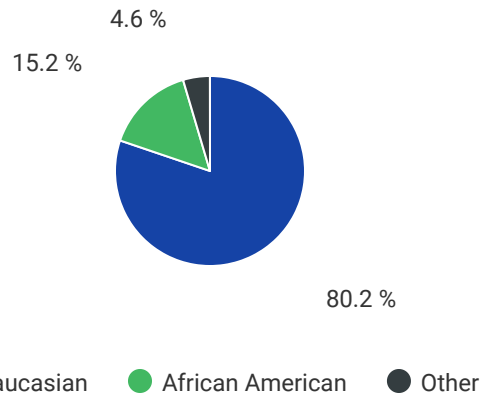
Division	Headcount	Credit Hour
Academic Transfer	1,192	6,941
Career Technical	539	4,737
Health Sciences	765	5,782

*Dual enrollment off-site locations are reflected in the campus totals based on recruiting campus.

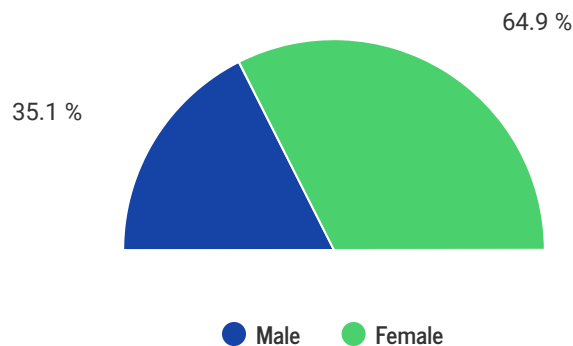
*Dual enrollment off-site locations are reflected in the campus totals based on recruiting campus.

*Health Science totals include Pre-Nursing students

Race



Gender



Age

