

SU2017 Enrollment At-A-Glance

Headcount

2,386

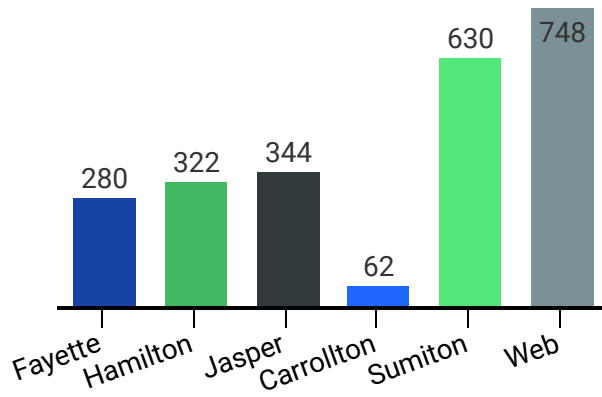
Credit Hour

15,878

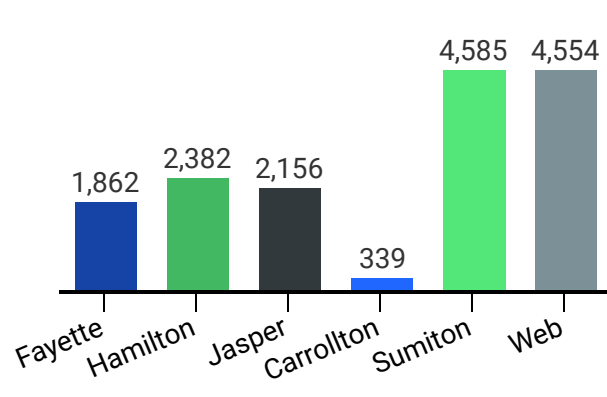
of Dual Enrollment Students

434

Headcount by Location*



Credit Hour by Location*



Enrollment by Division*

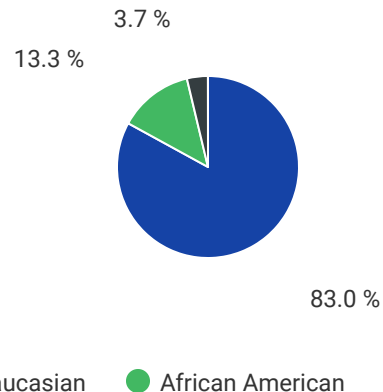
Division	Headcount	Credit Hour
Academic Transfer	1,093	5,983
Career Technical	526	4,427
Health Sciences	767	5,468

*Dual enrollment off-site locations are reflected in the campus totals based on recruiting campus.

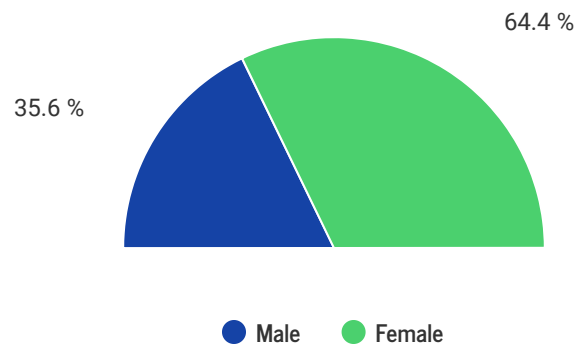
*Dual enrollment off-site locations are reflected in the campus totals based on recruiting campus.

*Health Science totals include Pre-Nursing students

Race



Gender



Age

