

# SU2013 Enrollment At-A-Glance

Headcount

**2,126**

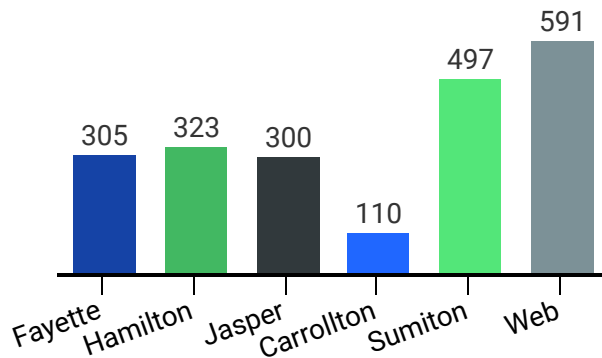
Credit Hour

**15,493**

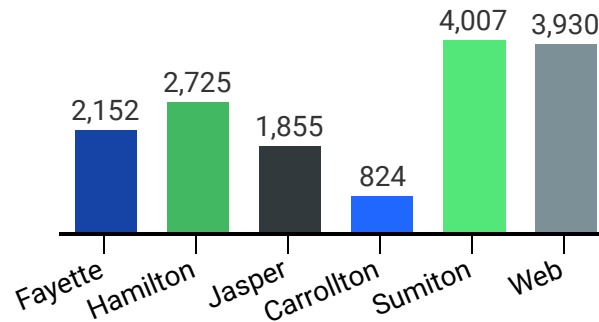
# of Dual Enrollment Students

**219**

Headcount by Location\*



Credit Hour by Location\*



Enrollment by Division\*

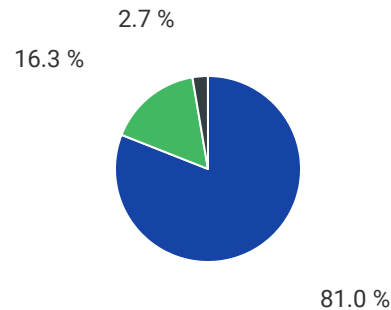
Division	Headcount	Credit Hour
Academic Transfer	954	5,813
Career Technical	490	4,595
Health Sciences	682	5,085

\*Dual enrollment off-site locations are reflected in the campus totals based on recruiting campus.

\*Dual enrollment off-site locations are reflected in the campus totals based on recruiting campus.

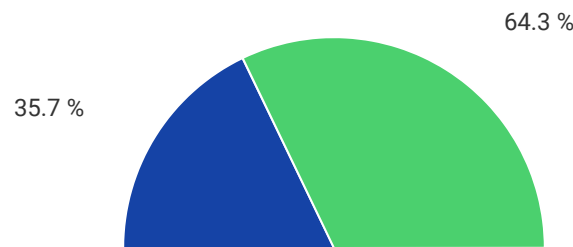
\*Health Science totals include Pre-Nursing students

Race



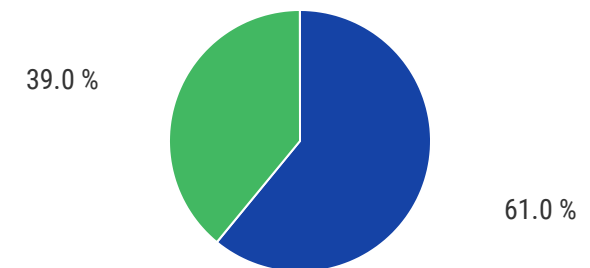
● Caucasian ● African American ● Other

Gender



● Male ● Female

Age



● Traditional (24 and younger) ● Non-Traditional (25 and older)