

# SP2025 Enrollment At-A-Glance

Data as of: 1/13/2025

Headcount

**3,967**

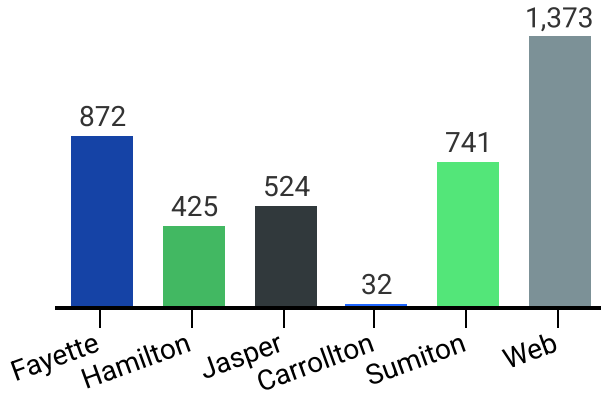
Credit Hour

**30,176**

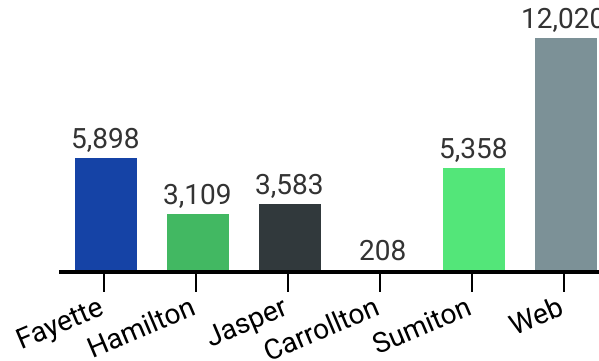
# of Dual Enrollment Students

**1,895**

Headcount by Reporting Campus\*



Credit Hour by Course Location\*



Enrollment by Division\*

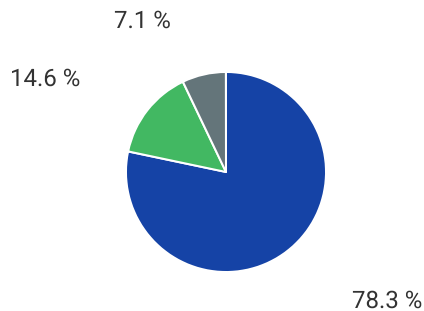
Division	Headcount	Credit Hour
Academic Transfer	2,085	17,923
Career Technical	1,178	7,264
Health Sciences	704	4,989

\*Dual enrollment off-site totals are reflected in the reporting campus totals.

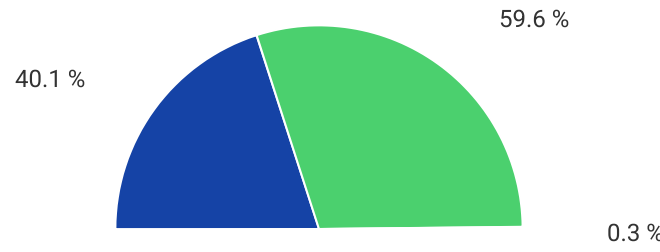
\*Dual enrollment off-site locations are reflected in the campus totals.

\*Headcount is based on major, Credit Hour is based on courses enrolled.

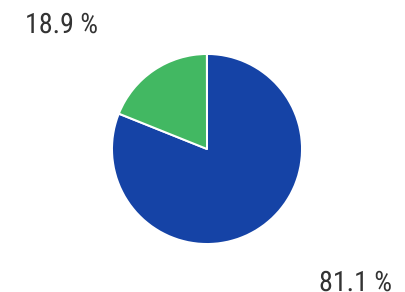
Race



Gender



Age



● Caucasian ● African American ● Other/Unknown

● Male ● Female ● Not Reported

● Traditional (24 and younger) ● Non-Traditional (25 and older)