

SP2022 Enrollment At-A-Glance

Headcount

3,227

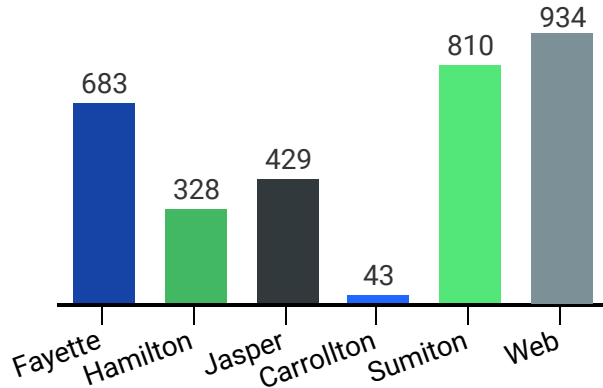
Credit Hour

26,514

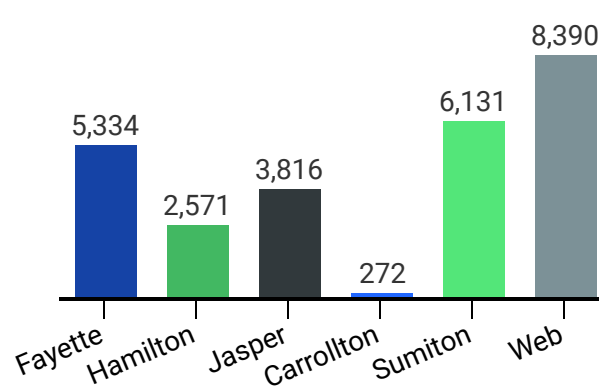
of Dual Enrollment Students

1,048

Headcount by Location*



Credit Hour by Location*



Enrollment by Division*

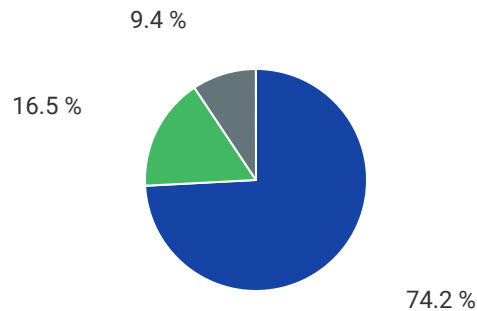
Division	Headcount	Credit Hour
Academic Transfer	1,712	15,566
Career Technical	979	6,717
Health Sciences	536	4,231

*Dual enrollment off-site locations are reflected in the campus totals.

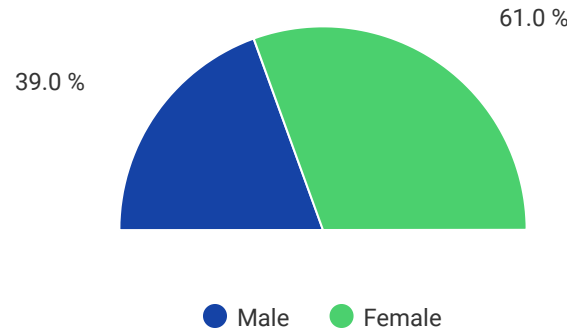
*Dual enrollment off-site locations are reflected in the campus totals.

*Headcount is based on major, Credit Hour is based on courses enrolled.

Race



Gender



Age

