

SP2020 Enrollment At-A-Glance

Compiled: 7/6/2020

Headcount*

3,474

*Headcount does not include pre-registered students

Credit Hour*

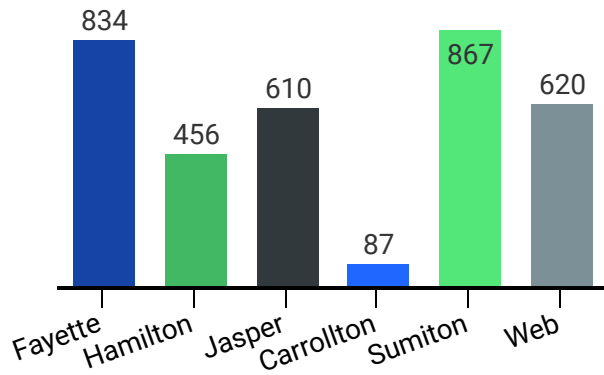
29,955

*Credit Hour does not include pre-registered students

of Dual Enrollment Students

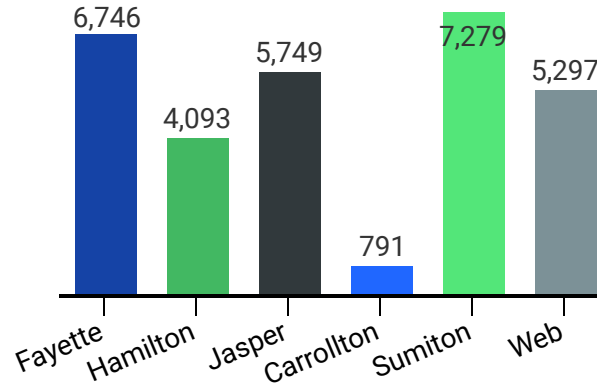
986

Headcount by Location*



*Dual enrollment off-site locations are reflected in the campus totals based on recruiting campus.

Credit Hour by Location*



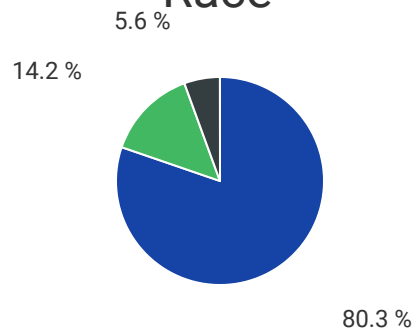
*Dual enrollment off-site locations are reflected in the campus totals based on recruiting campus.

Enrollment by Division

Division	Headcount	Credit Hour
Academic Transfer	1,551	12,864
Career Technical	948	8,349
Health Sciences	975	8,742

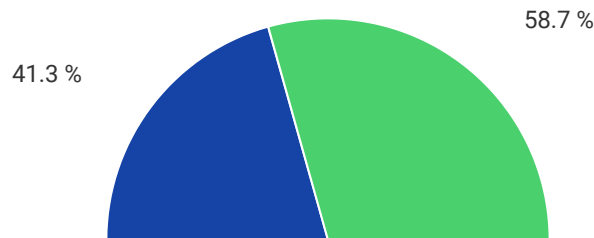
*Health Science totals include Pre-Nursing students

Race



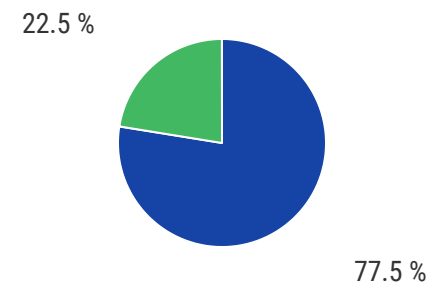
● Caucasian ● African American ● Other

Gender



● Male ● Female

Age



● Traditional (24 and younger) ● Non-Traditional (25 and older)