

SP2019 Enrollment At-A-Glance

Compiled: 7/1/2019

Headcount*

3,412

*Headcount does not include pre-registered students

Credit Hour*

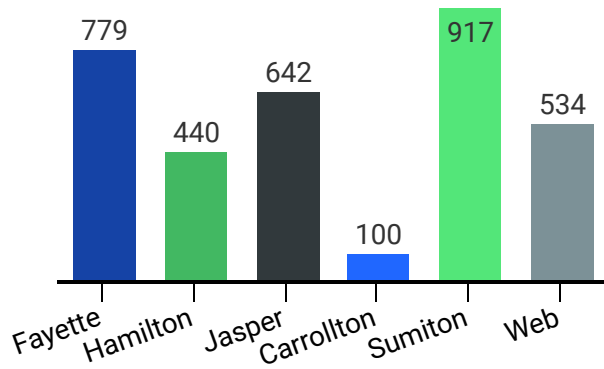
29,948

*Credit Hour does not include pre-registered students

of Dual Enrollment Students

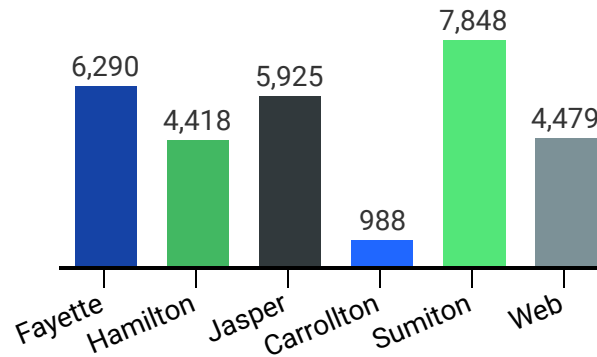
816

Headcount by Location*



*Dual enrollment off-site locations are reflected in the campus totals based on recruiting campus.

Credit Hour by Location*



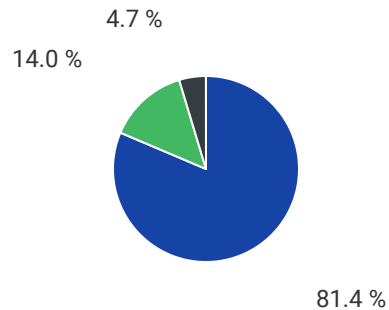
*Dual enrollment off-site locations are reflected in the campus totals based on recruiting campus.

Enrollment by Division

Division	Headcount	Credit Hour
Academic Transfer	1,679	13,910
Career Technical	780	7,580
Health Sciences	953	8,458

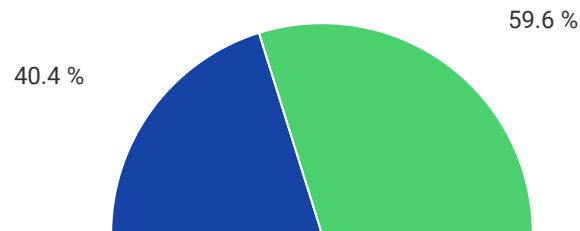
*Health Science totals include Pre-Nursing students

Race



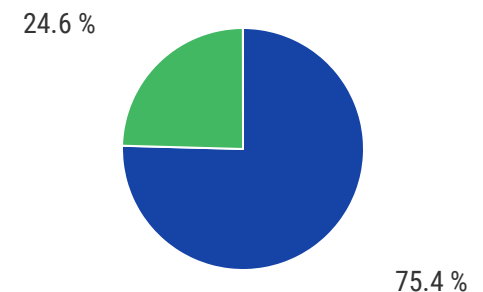
● Caucasian ● African American ● Other

Gender



● Male ● Female

Age



● Traditional (24 and younger) ● Non-Traditional (25 and older)