

SP2018 Enrollment At-A-Glance

Headcount

3,577

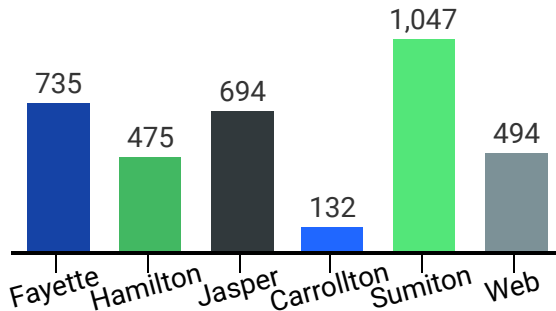
Credit Hour

32,535

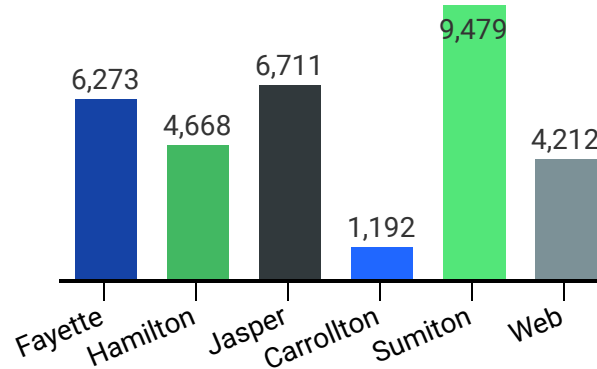
of Dual Enrollment Students

749

Headcount by Location*



Credit Hour by Location*



Enrollment by Division*

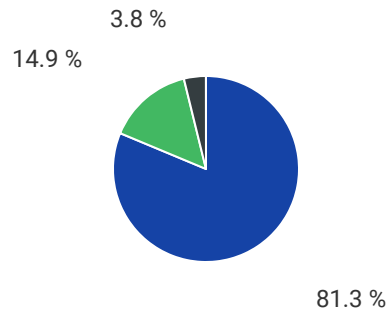
Division	Headcount	Credit Hour
Academic Transfer	1,662	14,277
Career Technical	810	7,675
Health Sciences	1,105	10,583

*Dual enrollment off-site locations are reflected in the campus totals based on recruiting campus.

*Dual enrollment off-site locations are reflected in the campus totals based on recruiting campus.

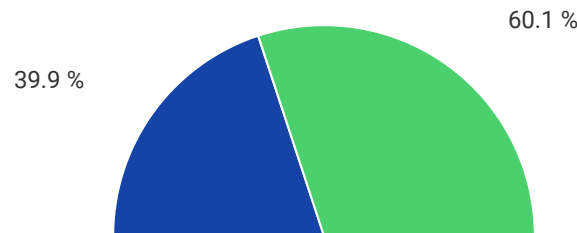
*Health Science totals include Pre-Nursing students

Race



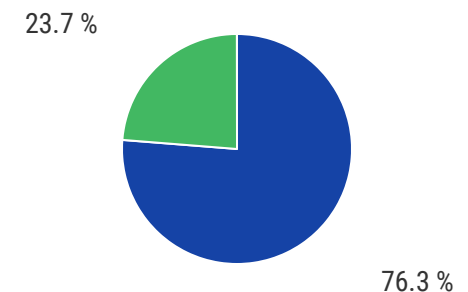
● Caucasian ● African American ● Other

Gender



● Male ● Female

Age



● Traditional (24 and younger) ● Non-Traditional (25 and older)