

SP2016 Enrollment At-A-Glance

Headcount

3,538

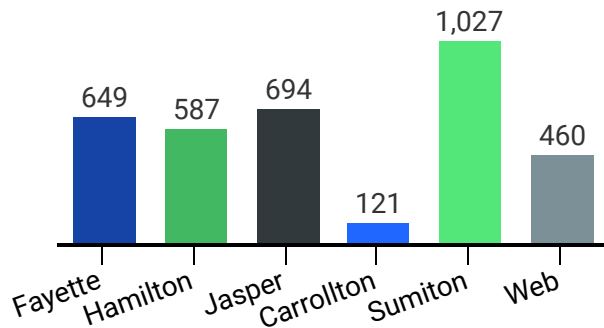
Credit Hour

34,109

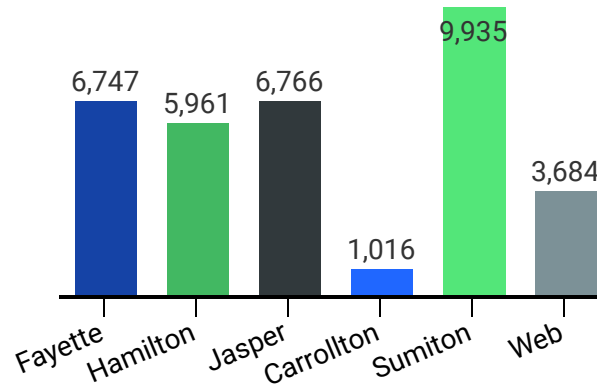
of Dual Enrollment Students

587

Headcount by Location*



Credit Hour by Location*



Enrollment by Division*

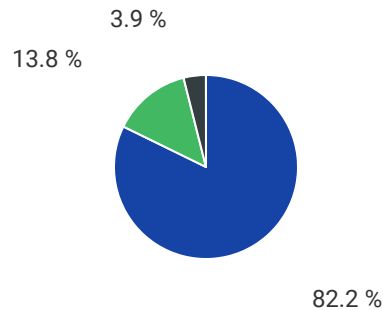
Division	Headcount	Credit Hour
Academic Transfer	1,496	13,851
Career Technical	906	8,662
Health Sciences	1,136	11,596

*Dual enrollment off-site locations are reflected in the campus totals based on recruiting campus.

*Dual enrollment off-site locations are reflected in the campus totals based on recruiting campus.

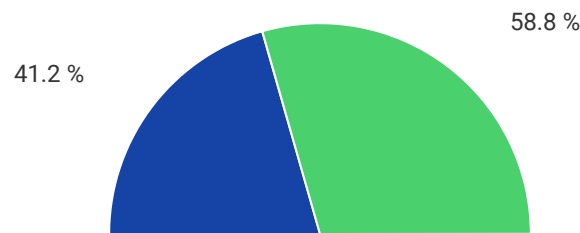
*Health Science totals include Pre-Nursing students

Race



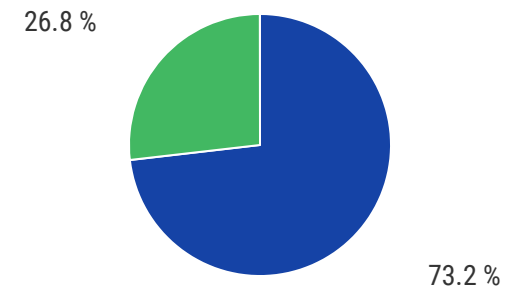
● Caucasian ● African American ● Other

Gender



● Male ● Female

Age



● Traditional (24 and younger) ● Non-Traditional (25 and older)