

SP2013 Enrollment At-A-Glance

Headcount

3,367

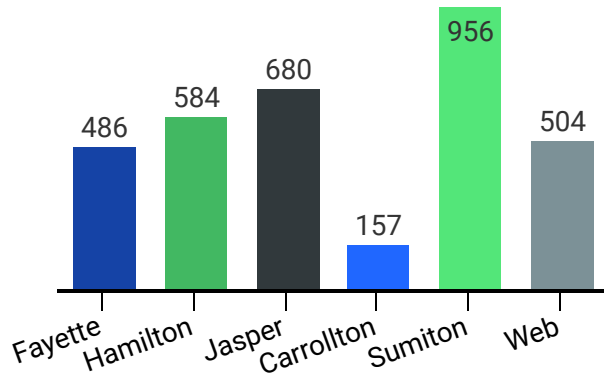
Credit Hour

34,750

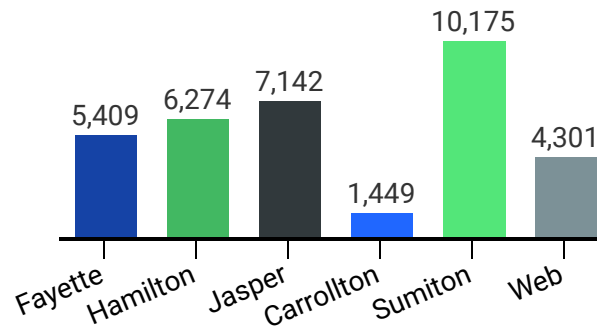
of Dual Enrollment Students

214

Headcount by Location*



Credit Hour by Location*



Enrollment by Division*

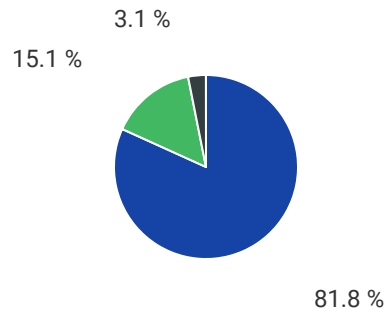
Division	Headcount	Credit Hour
Academic Transfer	1,482	15,110
Career Technical	734	8,090
Health Sciences	1,151	11,550

*Dual enrollment off-site locations are reflected in the campus totals based on recruiting campus.

*Dual enrollment off-site locations are reflected in the campus totals based on recruiting campus.

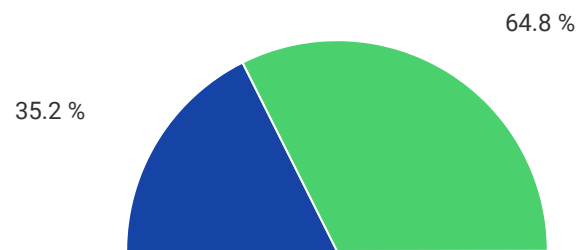
*Health Science totals include Pre-Nursing students

Race



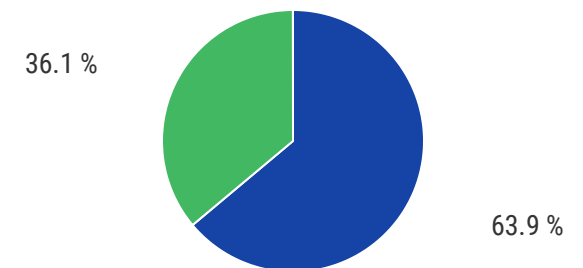
● Caucasian ● African American ● Other

Gender



● Male ● Female

Age



● Traditional (24 and younger) ● Non-Traditional (25 and older)