

# FA2023 Enrollment At-A-Glance

Compiled: 1/31/2024

Headcount

**3,946**

Credit Hour

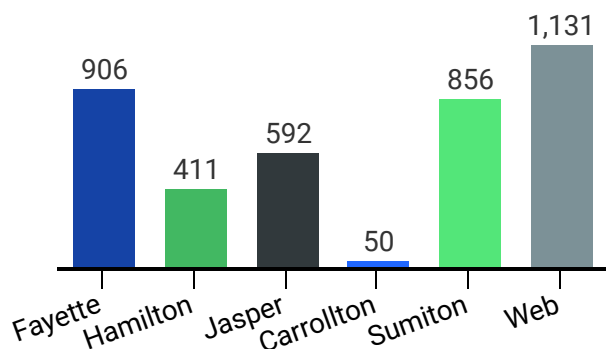
**30,759**

# of Dual Enrollment Students\*

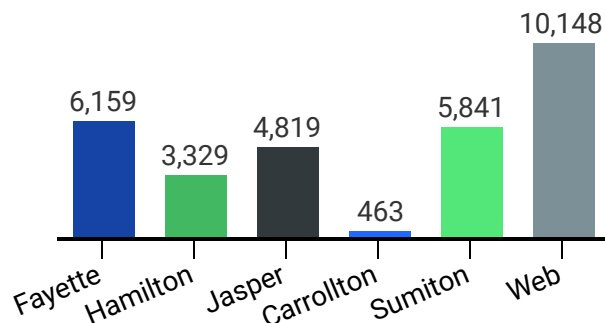
**1,738**

\*Includes Accelerated High School students

Headcount by Reporting Campus\*



Credit Hour by Location\*



Enrollment by Division\*

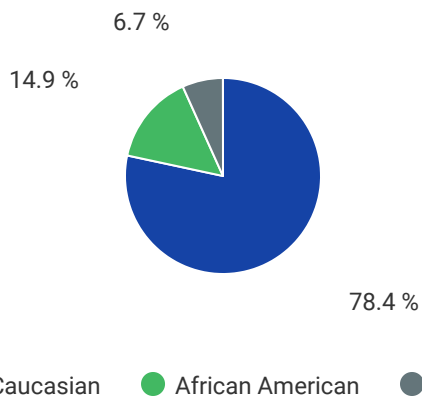
Division	Headcount	Credit Hour
Academic Transfer	2,227	19,890
Career Technical	1,137	7,196
Health Sciences	582	3,673

\*Dual enrollment off-site locations are reflected in the campus totals.

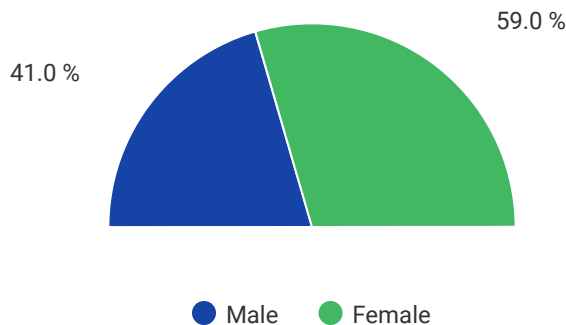
\*Dual enrollment off-site locations are reflected in the campus totals.

\*Headcount is based on major, Credit Hour is based on courses enrolled.

Race



Gender



Age

