

FAST FACTS FALL 2020



BEVILL STATE Community College

Fayette | Hamilton | Jasper | Sumiton | Carrollton



TOTAL ENROLLMENT¹
Fall 2020
3200



Male:
1299
(41%)

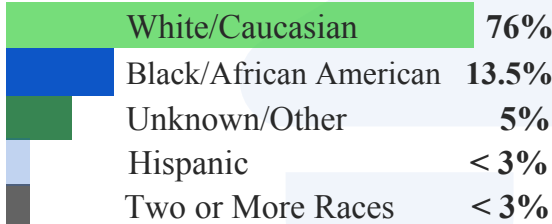


Female:
1899
(59%)

Full-Time: 30%

Part-Time: 70%

RACE/ETHNICITY

⁴


AWARDS

⁷

Fall 2019, Spring 2020, Summer 2020



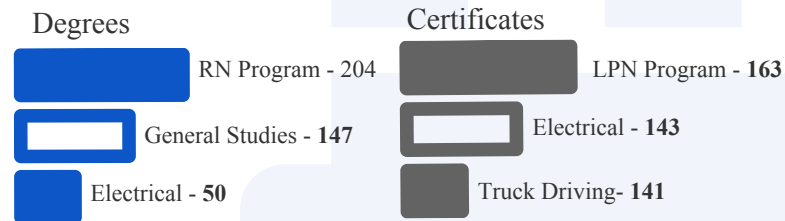
537
Degrees



691

Certificates

TOP AWARD PRODUCING PROGRAMS



GRANT FUNDS



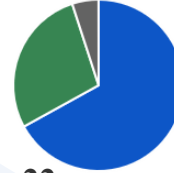
\$8,585,836

total grant funds
awarded for 2019-2020

BREAKDOWN BY AGE

²

- 21 or less (70%)
- 22-39 (25.5%)
- 40+ (4.5%)



Average Student Age: 22

STUDENTS RECEIVING FINANCIAL AID

⁵


- Title IV Aid: 1,328 (42%)
- BSCC Scholarships: 885 (28%)
- Military Benefits: 59 (1.8%)
- *Other Aid: 693 (22%)

*Other aid includes external scholarships

Note: Students may be counted in multiple types of aid.

TOP 5 FEEDER HIGH SCHOOLS FOR 1ST TIME FRESHMEN

⁸

1. Jasper High School
2. Hamilton High School
3. Fayette County High School
4. Curry High School
5. Winfield City High School

STUDENT TYPES	#
1st Time Freshman	608
Dual Enrollment	954
Veteran Status	36
Individuals with Disabilities	34

ORIGIN OF STUDENTS

⁶


In-State: 3109 (97%)
Out-of-State: 91 (3%)

STUDENT TO FACULTY RATIO

⁹


11:1

EMPLOYEES

¹⁰

Fall 2020: Full-Time: 242
Part-Time: 301

EDUCATIONAL ATTAINMENT OF EMPLOYEES

¹¹

Fall 2020 - Full-time only

Doctoral Degree	16.50%
Master's Degree	35.50%
Bachelor's Degree	19.30%
Associate's Degree	16.50%
No Postsecondary Degree	12.10%

ACCREDITATION

In September 2020, the SACSCOC Board of Trustees Reaffirmed Accreditation for BSCC for the next 10 years.

NON-CREDIT PROGRAMS



1,098 total individuals
enrolled in non-credit
courses in fall 2020

¹ Source: DAX Campus Enrollment Summary

² Source: DAX Student Headcount by IPEDS Age

³ Source: FA2020 Registration and Admission Data

⁴ Source: Student Headcount by IPEDS Race Category

⁵ Source: DAX Student Aid Summary

⁶ Source: DAX Headcount by State of Residence

⁷ Source: DAX Awards Summary by College

⁸ Source: DAX Student Classification by High School

⁹ Source: 2020-2021 IPEDS Fall Enrollment

¹⁰ Source: Academic YTD Personnel Summary by Occupational Activity

¹¹ Source: Internal HR Query