

# FAST FACTS FALL 2019



# BEVILL STATE Community College

Fayette | Hamilton | Jasper | Sumiton | Carrollton



**TOTAL ENROLLMENT**<sup>1</sup>  
Fall 2019  
**3787**



Male:  
**1586**  
(42%)

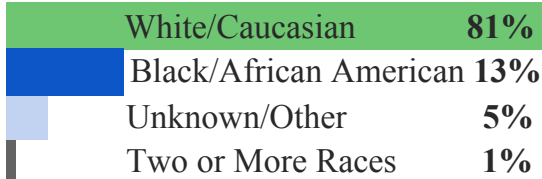


Female:  
**2201**  
(58%)

Full-Time: 36%

Part-Time: 64%

## RACE/ETHNICITY

<sup>4</sup>


## AWARDS

<sup>7</sup>

Fall 2018, Spring 2019, Summer 2019

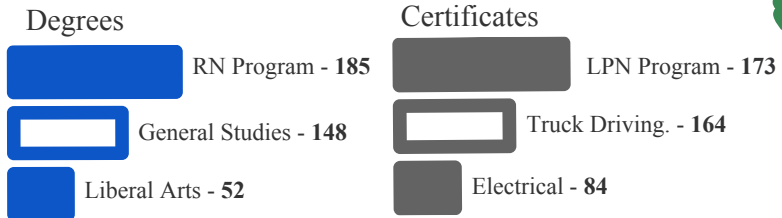


**521**  
Degrees



**641**  
Certificates

## TOP AWARD PRODUCING PROGRAMS

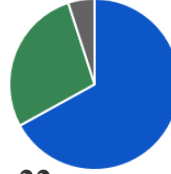
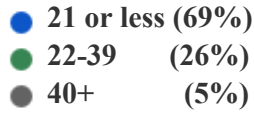


## HIGH SCHOOLS



In fall 2019, **17** local high schools offered BSCC courses on site.

## BREAKDOWN BY AGE

<sup>2</sup>


Average Student Age: 22

## STUDENTS RECEIVING FINANCIAL AID

<sup>5</sup>


Title IV Aid: 1,565 (41%)  
BSCC Scholarships: 743 (20%)  
Military Benefits: 96 (2.5%)  
\*Other Aid: 1,178 (31%)  
\*Other aid includes external scholarships

Note: Students may be counted in multiple types of aid.

## TOP 5 FEEDER HIGH SCHOOLS FOR 1ST TIME FRESHMEN

<sup>8</sup>

- Jasper High School
- Hamilton High School
- Fayette County High School
- Curry High School
- Carbon Hill High School



## EDUCATIONAL ATTAINMENT OF EMPLOYEES

<sup>11</sup>

Fall 2019 - Full-time only

Doctoral Degree	16.54%
Master's Degree	35.38%
Bachelor's Degree	17.69%
Associate's Degree	17.69%
No Postsecondary Degree	12.69%



## ORIGIN OF STUDENTS

<sup>6</sup>


In-State: 3679 (97%)  
Out-of-State: 108 (3%)

## STUDENT TO FACULTY RATIO

<sup>9</sup>


**16:1**

## EMPLOYEES

<sup>10</sup>

Fall 2019: Full-Time: 258  
Part-Time: 405

## GRANT FUNDS



**\$7,032,392**  
total grant funds awarded for 2018-2019

## NON-CREDIT PROGRAMS



**3,192** total individuals were enrolled in non-credit courses in fall 2019

<sup>1</sup> Source: DAX Campus Enrollment Summary

<sup>2</sup> Source: DAX Student Headcount by IPEDS Age

<sup>3</sup> Source: 2018-2019 Registration and Admission Data

<sup>4</sup> Source: Student Headcount by IPEDS Race Category

<sup>5</sup> Source: DAX Student Aid Summary

<sup>6</sup> Source: DAX Headcount by State of Residence

<sup>7</sup> Source: DAX Awards Summary by College

<sup>8</sup> Source: DAX Student Classification by High School

<sup>9</sup> Source: 2018-2019 IPEDS Report

<sup>10</sup> Source: Academic YTD Personnel Summary by Occupational Activity

<sup>11</sup> Source: Internal HR Query