

FAST FACTS FALL 2017



BEVILL STATE Community College

Fayette | Hamilton | Jasper | Sumiton | Carrollton



Total Enrollment
Fall 2017

3873¹

Full-Time: 41% Part-Time: 59%



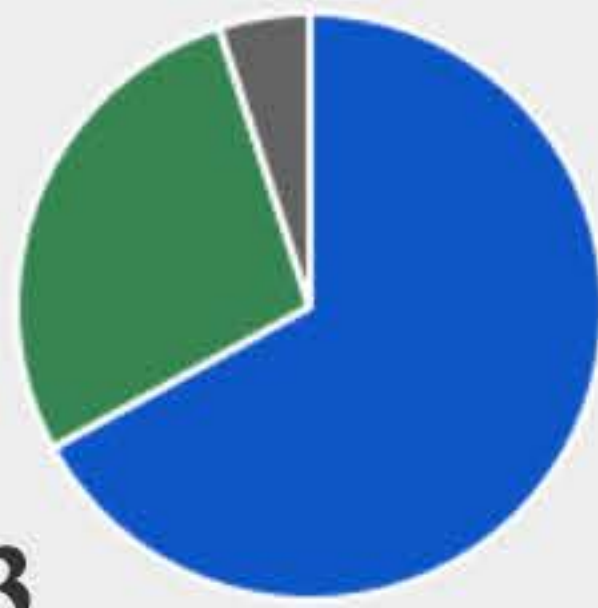
Male:
1584
(41%)



Female:
2289
(59%)

Breakdown by Age Group²

- 21 or less (67%)
- 22-39 (28%)
- 40+ (5%)



Average Student Age: 23

Student to Faculty Ratio: 17:1³

Race/Ethnicity ⁴	%
White/Caucasian	82
Black/African American	15
Two or more races	1
Asian	<1
Pacific Islander	<1
American Indian/Alaskan Native	<1
Unknown	<1


Demographics ⁵	#	%
1 st generation to go to college	1338	35
Dual Enrollment	811	21
Veteran Status	61	15
Individuals with disabilities	60	15
Resident and non-resident aliens	5	<1

Origin of Students⁶

In-State: **3783 (98%)**
Out-of-State: **90 (2%)**



Top 5 Feeder High Schools for 1st-Time Freshmen⁷



1. Jasper High School
2. Hamilton High School
3. Cordova High School
4. Fayette Co. High School
5. Curry High School
5. Carbon Hill High School

Students Receiving Financial Aid⁸



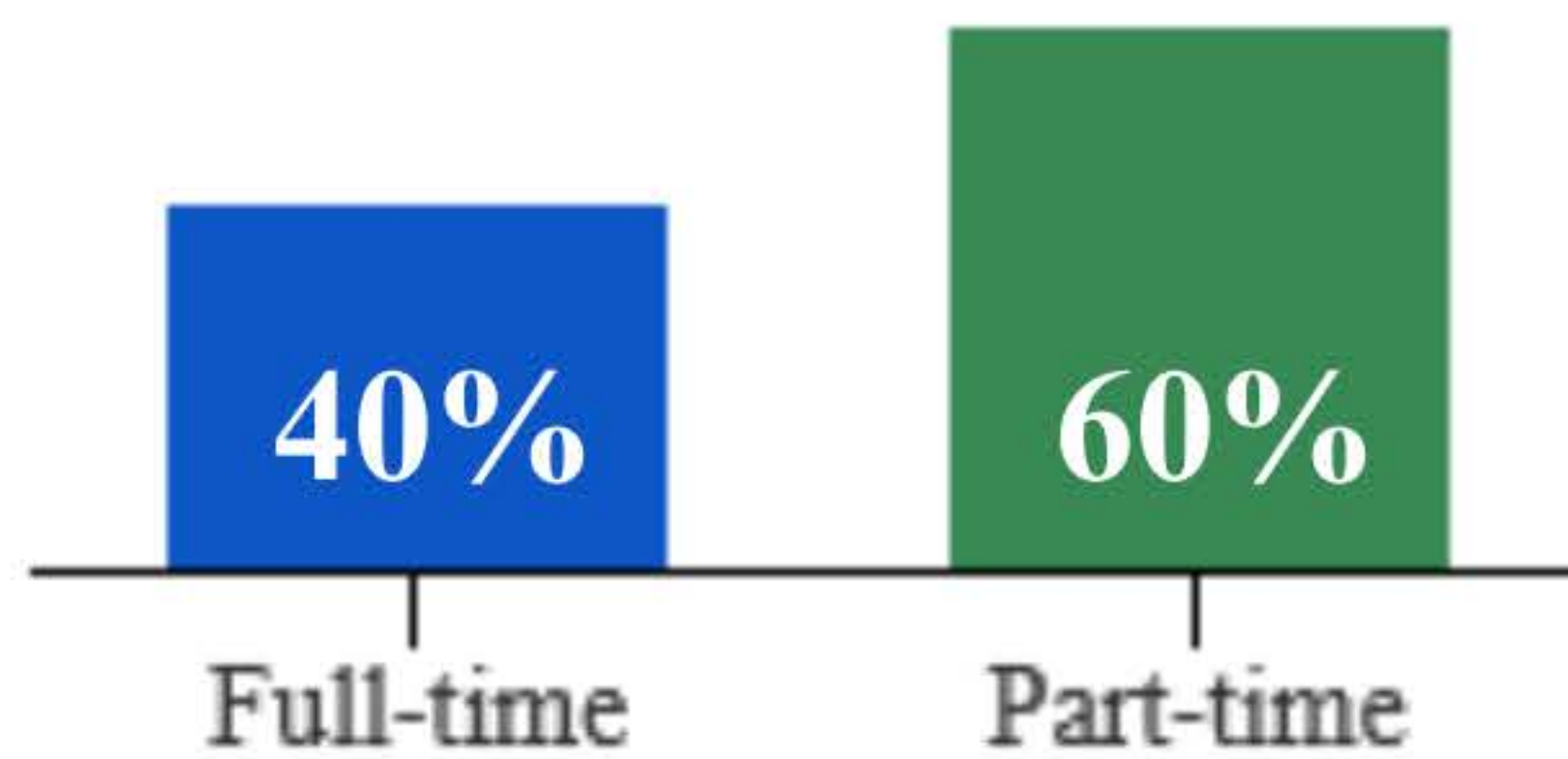
Title IV Aid: **1820 (47%)**
BSCC Scholarships: **615 (16%)**
Military Benefits: **129 (3%)**
Other Aid: **1000 (26%)**
*Other aid includes external scholarships

*Students may be counted in multiple types of aid.

Employees⁹

Fall 2017:

Full-Time: **276 (40%)**
Part-Time: **421 (60%)**



Awards¹⁰

Fall 2016, Spring 2017, Summer 2017



452
Degrees



415
Certificates



Over \$6,000,000 grant funds awarded for 2016-2017

Intercollegiate Athletics have returned to Bevill State!



Athletics Team	# of Participants
Volleyball	13
Basketball	14
Baseball	26
Softball	17




Top Award Producing Programs

Degrees



Certificates



Pending approval from SACSCOC, ACCS, and ACHE, three new programs will begin Fall 2019!

1. Dental Assisting - Short Term Certificate (STC)
2. App Development with Swift - STC
3. Power Distribution - STC

¹ Source: DAX Campus Enrollment Summary

² Source: DAX Student Headcount by IPEDS Age

³ Source: 2016-2017 IPEDS Report

⁴ Source: Student Headcount by IPEDS Race Category

⁵ Source: 2016-2017 Registration and Admission Data

⁶ Source: DAX Headcount by State of Residence

⁷ Source: DAX Student Classification by High School

⁸ Source: DAX Student Aid Summary

⁹ Source: Academic YTD Personnel Summary by Occupational Activity

¹⁰ Source: DAX Awards Summary by College