

FA2017 Enrollment At-A-Glance

Headcount

3,874

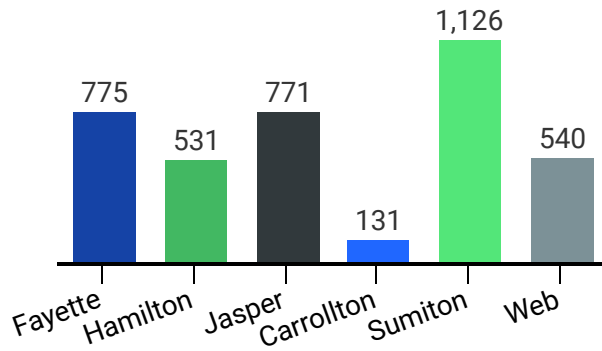
Credit Hour

35,674

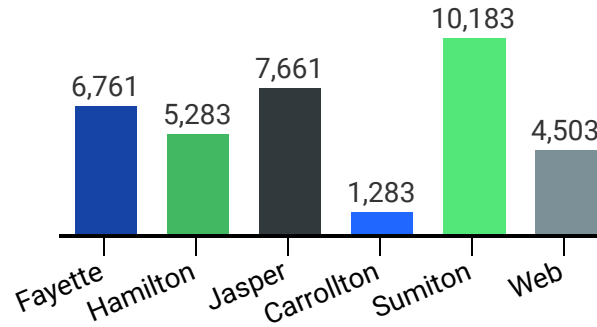
of Dual Enrollment Students

811

Headcount by Location*



Credit Hour by Location*



Enrollment by Division*

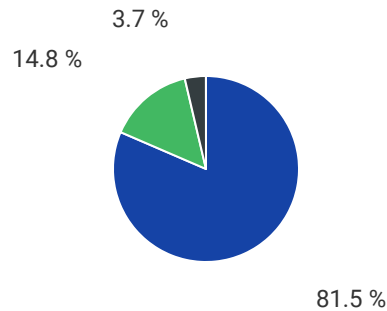
Division	Headcount	Credit Hour
Academic Transfer	1,858	16,439
Career Technical	896	8,759
Health Sciences	1,120	10,476

*Dual enrollment off-site locations are reflected in the campus totals based on recruiting campus.

*Dual enrollment off-site locations are reflected in the campus totals based on recruiting campus.

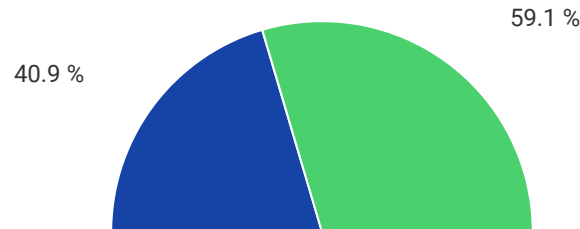
*Health Science totals include Pre-Nursing students

Race



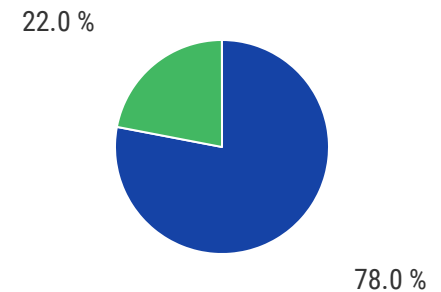
● Caucasian ● African American ● Other

Gender



● Male ● Female

Age



● Traditional (24 and younger) ● Non-Traditional (25 and older)