

SU2019 Enrollment At-A-Glance

Compiled: 7/1/2019

Headcount*

2,471

Credit Hour*

17,119

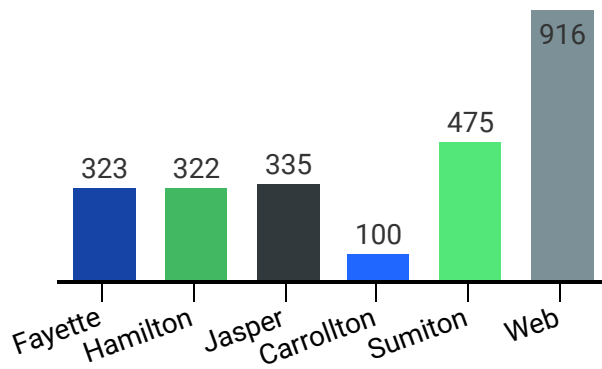
of Dual Enrollment Students

467

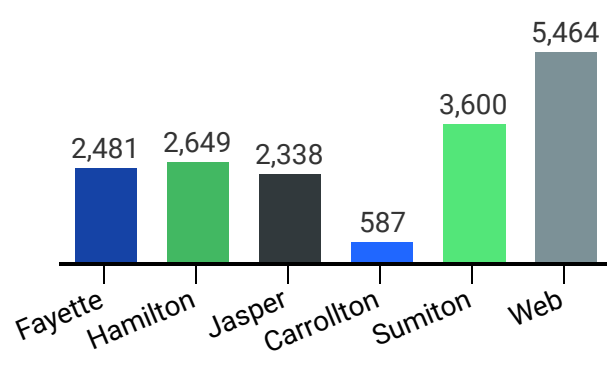
*Headcount does not include pre-registered students

*Credit Hour does not include pre-registered students

Headcount by Location*



Credit Hour by Location*



Enrollment by Division

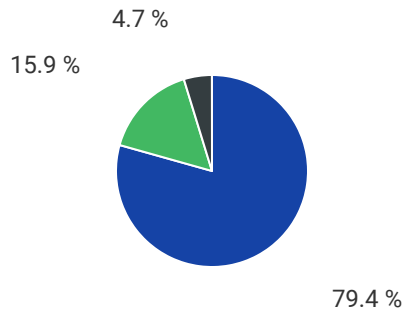
Division	Headcount	Credit Hour
Academic Transfer	1,088	5,801
Career Technical	525	4,709
Health Sciences*	858	6,609

*Dual enrollment off-site locations are reflected in the campus totals based on recruiting campus.

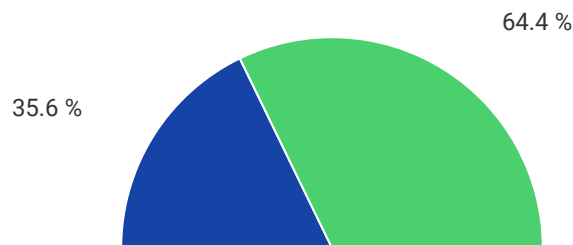
*Dual enrollment off-site locations are reflected in the campus totals based on recruiting campus.

*Health Science totals include Pre-Nursing students

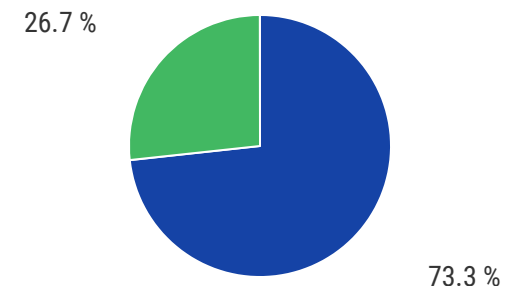
Race



Gender



Age



● Caucasian ● African American ● Other

● Male ● Female

● Traditional (24 and younger) ● Non-Traditional (25 and older)