

SU2016 Enrollment At-A-Glance

Headcount

2,342

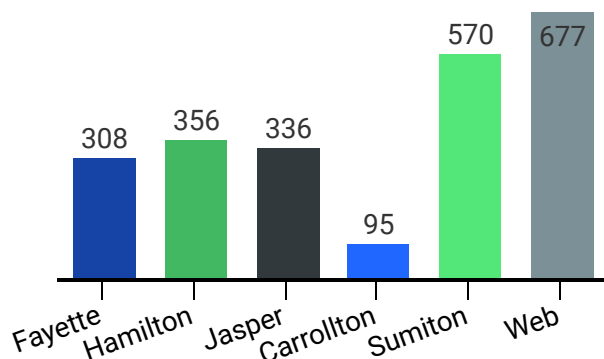
Credit Hour

16,205

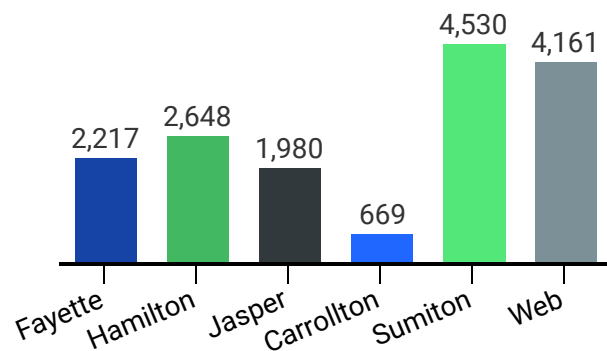
of Dual Enrollment Students

377

Headcount by Location*



Credit Hour by Location*



Enrollment by Division*

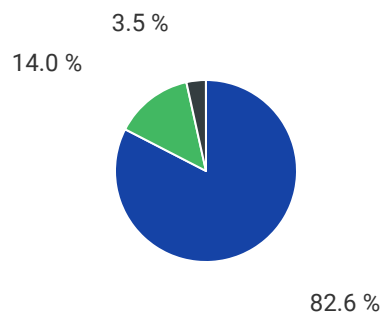
Division	Headcount	Credit Hour
Academic Transfer	1,093	6,432
Career Technical	526	4,493
Health Sciences	723	5,280

*Dual enrollment off-site locations are reflected in the campus totals based on recruiting campus.

*Dual enrollment off-site locations are reflected in the campus totals based on recruiting campus.

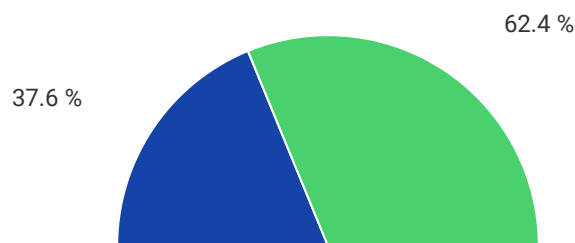
*Health Science totals include Pre-Nursing students

Race



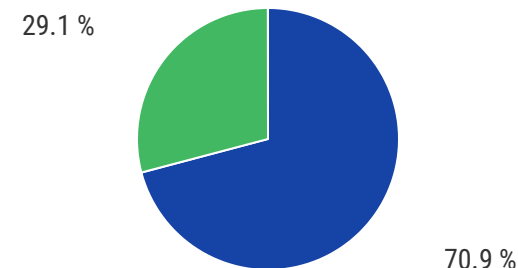
● Caucasian ● African American ● Other

Gender



● Male ● Female

Age



● Traditional (24 and younger) ● Non-Traditional (25 and older)